

## Year 5 Computing – Flatfile Databases

### What I should already know

- To know that data can be numbers, words or figures and information is what we can understand from analysing data.
- To understand that objects can be organised into groups, based on what they are or their different attributes.
- To know that there are lots of different ways that we can collect, log and interpret data, including using data loggers.

### What I will learn by the end of this unit

- To know that databases organise data, so that it can be easily added to, amended, stored and accessed.
- To understand that computer databases can allow large amounts of data to be sorted, filtered and edited more easily.

### Using a Computer Database

-Computer databases often contain large amounts of data. We can find the data that we need by using the 'search', 'filter' and 'sort' functions. Search functions allow us to type in the exact word/s that we are looking for. This can be useful if we are looking for a particular record.

-If we are looking for records that share certain information we can filter out data by different fields. For example, we filter in the 'age' field for all students aged 23. The database will then present only the students aged 23.

-We can also sort records by the data in particular fields. e.g. we may sort by the students' ages, from youngest to oldest. The youngest student will then appear at the top.



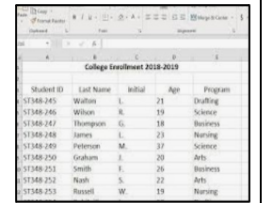
Student ID	Last Name	Initial	Age
ST348-245	White	R.	21
ST348-246	Wilson	P.	19
ST348-247	Thompson	A.	18
ST348-248	Holt	R.	23
ST348-249	Armstrong	J.	37
ST348-250	Graham	S.	20
ST348-251	McFadden	H.	26
ST348-252	Jones	S.	22
ST348-253	Russell	W.	20
ST348-254	Smith	L.	19

### Types of Databases

**Database:** A database is a collection of organised data that is easily stored and used. Databases often structure data in logical ways (e.g. in columns, rows and tables) so that it can be accessed by those who need it easily. Databases are made up of individual records, which contain information in different fields (categories).

**-Paper Databases:** Paper databases require the creator to manually write in individual records, and to sort the records in an appropriate order. Paper records can still be useful in small databases, particularly where information is not changing and does not need to be amended frequently. However, most large databases are now stored on computers.

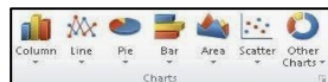
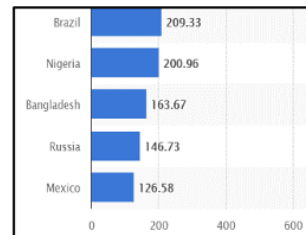
**-Computer Databases:** Many computer programs allow us to create databases, e.g. *jd2data* or *Microsoft Excel*. Computer databases have become more popular than paper databases, as data can be easily and quickly added or removed, sorted, filtered, edited, or viewed at any time.



### Presenting Data

-Data can be shown visually, by using graphs and charts. This allows users to quickly and easily find answers to the questions that they need. It helps the user to easily see trends and to sequence information.

-Charts and graphs can be created by selecting the charts icon and selecting which fields to display in the x-axis and y-axis.



### Using Databases

-Remember that databases are used in order to quickly and easily find information. Databases are only able to do this if the data is organised logically into clear records and fields.

-Databases are used in most institutions across the world. Think about: medical records, school student information, flight logs and business accounts.

Payer	Amount	Tax	Subtotal	Costs No Deductible
ECON01 Linda Gambon	\$696.00	\$96.00	\$800.00	\$70.00
ECON02 Charles Muzer	\$603.20	\$83.20	\$700.00	\$90.00
ECON03 Brad Perry	\$322.00	\$72.00	\$400.00	\$85.00
ECON04 Sarah Bernard	\$234.80	\$44.80	\$280.00	\$50.00
ECON05 Mary Johnson	\$174.00	\$24.00	\$200.00	\$20.00

### Disciplinary Skills

- Use search technologies effectively.
- Appreciate how results are selected and ranked and be discerning in evaluating digital content.
- Create a range of programs, systems and content that accomplish given goals, including collecting, analysing, evaluating and presenting data and information.

### Key Vocabulary

Database	Record	Field	Sort
Order	Group	Value	Criteria
Graph	Chart	Axis	Filter